



# Kentucky High School Athletic Association

2280 Executive Drive ° Lexington, KY 40505 ° www.khsaa.org ° (859)299-5472 (859)293-5999 (fax)

## MEMORANDUM

To: Superintendent, Principal, and Athletic Director  
Rowan County High School

From: Brigid L. DeVries, Commissioner  
Larry Boucher, Assistant Commissioner *LB*


Date: July 27, 2006

Subject: 2005-2006 Title IX Annual Report Forms Submission

Enclosed please find a copy of Form T-65, the 2005-2006 KHSAA Title IX Annual Report Submission Status Report. In addition, you may find an attachment with corrected copies of the forms submitted by your school personnel. Please review this information so the forms can be completed accurately in the future.

Also, KHSAA Audit Team Members may have requested resubmission of some of the 2005-2006 Annual Report Forms or need additional information on your athletic programs. Please submit this information by the date requested if this is applicable. Copies and all KHSAA Title IX documents must be kept current and included in your permanent Title IX File at the school. All documents are subject to Open Records Requests.

Should you need any further information, please do not hesitate to call anytime.



**KHSAA TITLE IX  
ANNUAL REPORT SUBMISSION  
STATUS REPORT  
2005-2006**

*KHSAA Form T65  
Revised 8/05*

TO: KHSAA Member School Superintendents, Principals, and Athletic Directors

FROM: Brigid L. DeVries, Commissioner  
Larry Boucher, Assistant Commissioner

DATE: 7/26/2006

School	Rowan County	Reviewed by	Fran Edwards
--------	--------------	-------------	--------------

The following is a status report regarding the required 2005 - 2006 Title IX Annual Report submission of forms due into the KHSAA office by April 15, 2006. Appropriate KHSAA Audit Team personnel have reviewed these forms and the following is a summary of this review.

I. Checklist of Forms properly submitted in a satisfactory manner:

<b>X</b>	GE 19 (Annual Verification)	<b>X</b>	T-35 (Budget Expenses)
<b>X</b>	T-1 (Summary Program Chart 1)	<b>X</b>	T-36 (Budget Expenses)
<b>X</b>	T-2 (Summary Program Chart 2)	<b>X</b>	T-41 (Checklist – Overall Interscholastic Program)
<b>X</b>	T-3 (Summary Program Chart 3)	<b>X</b>	T-60 (Corrective Action Plan)
<b>X</b>	T-4 (Summary Program Chart 4)	<b>X</b>	T-63 (Interscholastic Survey Results)

II. Status

A.	<b>X</b>	2005 – 2006 Forms are satisfactory and no further information or action is necessary at this time.
B.		Errors have been noted with respect to the following forms:
C.		The following forms were omitted and must be submitted by school representatives:
D.		Other Recommendation and Comments:



**2005-2006 KENTUCKY HIGH SCHOOL ATHLETIC ASSOCIATION  
ANNUAL VERIFICATION OF TITLE IX PROCEDURES**  
(To be submitted by April 15, 2006 along with other required forms)

KHSAA  
Form GE19  
Rev. 9/05

The Rowan County Senior High School, Morehead, Kentucky  
(Name of High School) (City)

certifies to the Kentucky High School Athletic Association that the following is an accurate and true representation of the facts surrounding compliance with 20 U.S.C. Sections 1681-1688, et. Seq. (also known as Title IX)

**I certify the following provisions in accordance with records at the school contained in the permanent Title IX file, and to the best of my knowledge have completed the following tasks (All boxes must be checked).**

- Established a gender equity committee at the high school. (list committee personnel and provide attachment if necessary)

Name	Address	Phone	Title
Bill Redwine	121 East Second Street	(606) 784-8928	Vice Chairman Rowan County Board of Education
Lucy Moore	121 East Second Street	(606) 784-8928	Program Supervisor Rowan County BOE
Tom Daughtery	121 East Second Street	(606) 784-8928	Director of Pupil Personnel
Mark Murray	499 Viking Drive	(606) 784-8956	RCSHS Principal
Don Daniel	499 Viking Drive	(606) 784-8956	RCSHS Boy's Basketball Coach
Ron Gruber	499 Viking Drive	(606) 784-8956	RCSHS Athletics Director
Peggy Jones	499 Viking Drive	(606) 784-8956	RCSHS Assistant Softball Coach
Tammy Collins	499 Viking Drive	(606) 784-8956	RCSHS Girl's Basketball Coach
Logan Trent	499 Viking Drive	(606) 784-8956	RCSHS Student Athlete
Ray Ginter	415 West Sun Street	(606) 784-8911	RCMS Assistant Principal
Alice Weaver	499 Viking Drive	(606) 784-8956	RCSHS Student Athlete

- Scheduled a minimum of three meetings during the 2005-2006 school year on the following dates:  
August 10, 2005  
November 22, 2005  
March 31, 2006

- Designated the following person(s) as the Title IX coordinator for the school:

Lucy Moore	Program Supervisor Rowan County BOE	121 East 2nd Street	(606) 784-8928
Name	Title	Address	Phone

- Designated the following person(s) as the Title IX coordinator for the district:

Lucy Moore	Program Supervisor Rowan County BOE	121 East 2nd Street	(606) 784-8928
Name	Title	Address	Phone

- School personnel are continuing to make periodic reviews of the boys' and girls' athletics program reflected in the Corrective Action Plan.

- In addition to the above information, the above referenced school maintains a complete permanent file relative to Title IX records including copies of the self-assessment audit, all corrective action plans, and other related materials.

[Signature]  
Principal's Signature

APRIL 07 2006  
Date

[Signature]  
Superintendent Signature

[Signature]  
School Board Chairpersons' Signature

*(Send original copy to KHSAA - Maintain duplicate in Title IX school folder)*

**2005-2006**  
**ACCOMMODATION OF INTERESTS AND ABILITIES**  
**SUMMARY PROGRAM CHART 1**

KHSAA  
 Form T1  
 Rev. 9/05

**Participation Opportunities Test One**

		(Column 1)	(Column 2)	(Column 3)	(Column 4)
	Program	Enrollment	Percentage of Total Enrollment	Number of Interscholastic Participants (double and triple count)	Percentage of Total Participation
Row 1	GIRLS	470	49.9%	233	47.8%
Row 2	BOYS	472	50.1%	254	52.2%
Row 3	Totals	942	100%	487	100%

Instructions:

\*Number of 8<sup>th</sup> grade students & below used in Column 3 and Column 4 calculations if applicable: 44

- Determine the total number of girls enrolled, (place in Row 1, Column 1). Determine the total number of boys enrolled, (place in Row 2, Column 1).
- Add the total number of girls and boys enrolled to determine total enrollment, (place in Row 3, Column 1).
- Calculate the percentage of total enrollment that is female. (Divide Row 1, Column 1 by row 3, Column 1 and place in Row 1, Column 2.) Calculate the percentage of total enrollment that is male. (Divide Row 2, Column 1 by Row 3, Column 1 and place in Row 2, Column 2.) Note: Row 1, Column 2 plus Row 2, Column 2 should total 100%.
- Ask the head coaches to review the most updated eligibility or squad lists for their teams. Ask coaches to confirm the names of those individuals who are on the team as of the first **date of competition**, and cross out the names of those who were cut from the team or quit the team prior to the first competitive event. Determine the total number of interscholastic athletics participants that are girls, (and place in Row 1, Column 3). In order to determine the total number of athletics participants, an individual should be counted each time he or she participates on a team. For example, if Jane Doe competes on the varsity volleyball team, the junior varsity volleyball team, the junior varsity basketball team, and the varsity softball team, she should be counted as four participants (**do not include club or intramural sports participants, cheerleaders, dance teams, or pom squads**). Calculate the same way for boys and girls. \* In addition, should 8<sup>th</sup> grade students and below play on a Freshman, Junior Varsity, or Varsity team, they should also be counted for each team and sport on which they participate. If applicable, please asterisk the above notation as to how many 8<sup>th</sup> grade students & below are included in the totals. Using the same procedure, determine the total number of interscholastic athletic participants that are boys, (and place in Row 2, Column 3). Add Row 1, Column 3 plus Row 2, Column 3 to get total participants and place in Row 3, Column 3.
- Calculate the percentage of female participation. (Row 1, Column 3 divided by Row 3, Column 3 and place in Row 1, Column 4.) Calculate the percentage of male participation. (Row 2, Column 3 divided by Row 3, Column 3 and place in Row 2, Column 4.) Note: Row 1, Column 4 plus Row 2, Column 4 should total 100%.

Note: While being within three percent is not a formal compliance standard; if the percent listed in Row 1, Column 4 is within 3% of Row 1, Column 2, then it provides a good target within which compliance is likely.

Principal's Signature: \_\_\_\_\_

Date: 04/07/06

**2005-2006**  
**ACCOMMODATION OF INTERESTS AND ABILITIES**  
**SUMMARY PROGRAM CHART 2**


KHSAA  
 Form T2  
 Rev. 9/05

**Participation Opportunities Test Two**

		Column 1	Column 2	Column 3	Column 4	Column 5
Program		Number of Teams Currently Offered	Number of Participants	Number of Teams Added Since the beginning of the 2001-2002 School Year	Number of Participants Added Since the beginning of the 2001-2002 School Year	Percent of Total Participation By Sex Added Since the beginning of the 2001-2002 School Year
<b>GIRLS</b>	Row 1	varsity: 9	123	1 (swimming)	12	
	Row 2	j.v.: 4	85	0	0	
	Row 3	frosh: 2	25	0	0	
	Row 4	total: 15	233	1 (swimming)	12	5.1%
<b>BOYS</b>	Row 5	varsity: 9	142	1 (swimming)	7	
	Row 6	j.v.: 4	73	0	0	
	Row 7	frosh: 2	39	0	0	
	Row 8	total: 15	254	1 (swimming)	7	2.8%

- 1) For Column 1, list the number of interscholastic teams offered for girls and boys at each competitive level (varsity, junior varsity, and freshman). For girls, total each of the entries in Rows 1, 2, and 3 into Row 4. For boys, total Rows 5, 6, and 7 into Row 8.
- 2) For Column 2, list the number of participants at each level. For girls, total each of the entries in Rows 1, 2, and 3 into Row 4. For boys, total Rows 5, 6, and 7 into Row 8. **Note:** The totals in Row 4 for girls and in Row 8 for boys must be the same as the totals in Form T-1, Column 3, Rows 1 and 2 respectively.
- 3) For Column 3, list the number of interscholastic teams that have been added in the last five years at each competitive level. Count each team added during the 5 year period only one time. e.g. Girl's junior varsity soccer was added 3 years ago, count the team only once, not 3 times. For girls, total the entries in Rows 1, 2, and 3 into Row 4. For boys, total Rows 5, 6, and 7 into Row 8.
- 4) For Column 4, list the number of participants that are currently on each level of the teams that were added in the last five years. If a team was added previously but no longer exists, there are no current participants to be added for that team. For girls, total the entries in Rows 1, 2, and 3 into Row 4. For boys, total Rows 5, 6, and 7 into Row 8.
- 5) For Column 5, calculate the percentage of participants that have been added in the last five years. For girls, take the number in Column 4, Row 4 and divide by the number in Column 2, Row 4. For boys, take the number in Column 4, Row 8 and divide it by the number in Column 2, Row 8.

Note: If the percentage of current participants added in the last five years is 25% or greater, compliance with test two may be possible. If less than 25%, then compliance with test three should be analyzed. **CAUTION:** 25% is not a formal compliance standard.

Principal's Signature:  Date: 04/07/06


**2005-2006**  
**ACCOMMODATION OF INTERESTS AND ABILITIES**  
**SUMMARY PROGRAM CHART 3**

KHSAA  
 Form T3  
 Rev. 9/05

**Participation Opportunities Test Three**

FOR ANY QUESTION ANSWERED "YES" IDENTIFY THE RESPECTIVE SPORT(S).

	GIRLS (Yes / No)		BOYS (Yes / No)
1. For a sport not currently played at the interscholastic level (varsity, junior varsity, or freshman) in your school, is there an intramural team offered for that sport?	No		No
2. For a sport <u>not</u> currently offered in your interscholastic athletics program, is there sufficient interest to form a viable interscholastic team based on participation on an intramural team or community recreation teams?	Yes Bowling, Archery		Yes Bowling, Archery
3. For a sport <u>not</u> currently offered, is there sufficient interest, based on your most recent Student Interest Survey, to form a viable interscholastic team based on student responses from the interscholastic survey? If yes, what sport?	No		Yes Wrestling
4. For a sport currently offered at the varsity level only, is there sufficient interest, based on your most recent Student Interest Survey, to form a viable team for a junior varsity or freshman team that is not currently offered?	Yes Tennis		Yes Tennis
5. For a sport currently offered at the junior varsity or freshman level is there sufficient interest, based on your most recent Student Interest Survey, to form a varsity team not currently offered?	No		No
6. If you answered YES to question (1), (2), (3), (4), or (5), are there enough high schools in your geographic area offering the sport (at the appropriate level) to allow for the development of a reasonable schedule of competition?	No		No


Principal's Signature: 

Date: 04/07/06

**2005-2006  
ACTUAL EXPENDITURES - PROGRAM COMPARISON CHART 1  
TO INCLUDE BOOSTER CLUB FUNDING**

	equipment and supplies		travel		awards		coaches' salaries (to include supplemental and extended employment; dollar amount needed)		facilities improvements		publications (if sport-specific)	
	Expenditures		Expenditures		Expenditures		Expenditures		Expenditures		Expenditures	
	School	Booster	School	Booster	School	Booster	School	Booster	School	Booster	School	Booster
G basketball	\$2,200	\$15,600	\$4,700	0	0	\$1,300	\$11,900	\$0	0	0	0	\$600
B basketball	\$1,200	\$3,600	\$4,700	0	0	\$1,200	\$12,500	\$0	0	0	0	\$200
G softball	\$1,400	\$3,000.00	\$2,400	0	0	\$1,000	\$9,400	\$0	0	0	0	\$300
B baseball	\$3,000	\$2,800.00	\$4,000	0	0	\$1,300	\$9,900	\$0	0	0	0	\$400
G cross country	0	0	0	0	0	0	\$4,000	\$0	0	0	0	0
B cross country	0	0	0	0	0	0	\$4,000	\$0	0	0	0	0
G golf	0	0	0	0	0	0	\$2,900	\$0	0	0	0	0
B golf	0	0	0	0	0	0	\$2,900	\$0	0	0	0	0
G soccer	\$700	\$300	\$2,500	0	0	\$500	\$6,500	\$0	0	0	0	\$200
B soccer	\$600	\$100	\$2,500	0	0	\$900	\$8,700	\$0	0	0	0	\$200
G swimming	\$200	0	\$700	0	0	0	\$2,500	\$0	0	0	0	0
B swimming	\$200	0	\$700	0	0	0	\$2,500	\$0	0	0	0	0

1. Total expenditures on T-35 and T-36 on the 2005-2006 year report due by April 15, 2006, should reflect the total monies spent (rounded off to nearest hundred) for the entire school year of 2004-2005 ending June 30, 2005.  
 2. Booster Club Funding/Contributions must be included in the expenditures total.

Principal's Signature:  Date: 04/07/06

**2005-2006  
ACTUAL EXPENDITURES - PROGRAM COMPARISON CHART 2  
TO INCLUDE BOOSTER CLUB FUNDING**

	equipment and supplies		travel		awards		coaches' salaries (to include supplemental and extended employment; dollar amount needed)		facilities improvements		publications (if sport-specific)	
	Expenditures		Expenditures		Expenditures		Expenditures		Expenditures		Expenditures	
	School	Booster	School	Booster	School	Booster	School	Booster	School	Booster	School	Booster
G track	\$300	0	0	0	0	0	\$4,700	\$0	0	0	0	0
B track	\$300	0	0	0	0	0	\$4,700	\$0	0	0	0	0
G tennis	\$100	0	\$300	0	0	0	\$4,000	\$0	0	0	0	0
B tennis	\$100	0	\$300	0	0	0	\$3,300	\$0	0	0	0	0
G volleyball	\$1,600	0	\$1,900	0	0	0	\$8,000	\$0	0	0	0	0
B football	\$6,200	\$2,300	\$3,500	0	0	\$3,000.00	\$16,600	\$0	\$5,600	\$7,900	0	\$1,300


1. Total expenditures on T-35 and T-36 on the 2005-2006 year report due by April 15, 2006, should reflect the total monies spent (rounded off to nearest hundred) for the entire school year of 2004-2005 ending June 30, 2005.

2. Booster Club Funding/Contributions must be included in the expenditures total.

Indicate percentage of total expenditures for each gender:

Gender	Expenditures	Percentage
Boys	\$ 125,400	56% 254 \$ 494
Girls	\$ 97,900	44% 233 \$ 420
<b>Total:</b>	<b>\$ 223,300</b>	<b>100%</b>

Principal's Signature: \_\_\_\_\_



Date: 04/07/06



**2005-2006**  
**ACCOMMODATION OF INTERESTS AND ABILITIES**  
**SUMMARY PROGRAM CHART 4**

**Levels of Competition Test One**

		Column 1	Column 2	Column 3
<b>Girls</b>	<b>Team Levels</b>	<b>Number of Teams Currently Offered</b>	<b>Number of Participants</b>	<b>Percentage of Participants at Each Level</b>
<b>Row 1</b>	<b>varsity:</b>	<b>9</b>	<b>123</b>	<b>52.8%</b>
<b>Row 2</b>	<b>j.v.:</b>	<b>4</b>	<b>85</b>	<b>36.5%</b>
<b>Row 3</b>	<b>frosh:</b>	<b>2</b>	<b>25</b>	<b>10.7%</b>
<b>Row 4</b>	<b>total:</b>		<b>233</b>	<b>100%</b>
<b>Boys</b>				
<b>Row 5</b>	<b>varsity:</b>	<b>9</b>	<b>142</b>	<b>55.9%</b>
<b>Row 6</b>	<b>j.v.:</b>	<b>4</b>	<b>73</b>	<b>28.8%</b>
<b>Row 7</b>	<b>frosh:</b>	<b>2</b>	<b>39</b>	<b>15.3%</b>
<b>Row 8</b>	<b>total:</b>		<b>254</b>	<b>100%</b>

- 1) Column 1, list the number of interscholastic teams offered for girls and boys at each competitive level; varsity, junior varsity, and freshman. (Refer to Form T-2, Accommodation of Interests and Abilities, Summary Program Chart 2, Column 1.)
- 2) For Column 2, list the number of participants at each level. For girls, total the entries in Rows 1, 2, and 3 into Row 4. For boys, total the entries in Rows 5, 6, and 7 into Row 8. (Refer to Form T-2, Accommodation of Interests and Abilities, Summary Program Chart 2, Column 2.)
- 3) For Column 3, calculate the percentage of female and male participants at each level.  
For girls' varsity, junior varsity, and frosh, respectively:
  - Divide Column 2, Row 1 by Column 2, Row 4, and place the percentage in Column 3, Row 1.
  - Divide Column 2, Row 2 by Column 2, Row 4, and place the percentage in Column 3, Row 2.
  - Divide Column 2, Row 3 by Column 2, Row 4, and place the percentage in Column 3, Row 3.
  -
 For boys' varsity, junior varsity, and frosh, respectively:
  - Divide Column 2, Row 5 by Column 2, Row 8, and place the percentage in Column 3, Row 5.
  - Divide Column 2, Row 6 by Column 2, Row 8, and place the percentage in Column 3, Row 6.
  - Divide Column 2, Row 7 by Column 2, Row 8, and place the percentage in Column 3, Row 7.

Principal's Signature: \_\_\_\_\_

Date: 04/07/06

## 2005-2006 KHSAA TITLE IX ATHLETICS AUDIT

KHSAA  
Form T41  
Rev. 9/05

### Checklist - Overall Interscholastic Athletics Program

**DIRECTIONS:**

For the Areas of Compliance (Opportunities and Benefits) listed on the left hand side of the page, place a checkmark under the appropriate column identifying whether your school provided an advantage to the Girls' Program, or to the Boys' Program or to Neither Program.

Areas of Compliance:	ADVANTAGE TO:		
	GIRLS' PROGRAM	BOYS' PROGRAM	NEITHER PROGRAM
<b>OPPORTUNITIES</b>			
Accommodation of Interest and Abilities			X
<b>BENEFITS</b>			
Equipment and Supplies			X
Scheduling of Games and Practice Time			X
Travel and Per Diem Allowances			X
Coaching			X
Locker Rooms, Practice and Competitive Facilities		X	
Medical and Training Facilities and Services			X
Publicity			X
Support Services			X
Athletic Scholarships			N/A
Tutoring			X
Housing and Dining Facilities and Services			N/A
Recruitment of Student Athletes			N/A

Principal's Signature: \_\_\_\_\_

Matt A. Murray

Date: \_\_\_\_\_

04/07/06

**SCHOOL NAME**

Rowan County Senior High School

**2005-2006  
TITLE IX**

**CORRECTIVE ACTION PLAN**

**DIRECTIONS:**

1. For Column 1, indicate the intended area which needs corrective action in order to achieve gender equity. For Column 2, write the suggested change or activities that will correct the area in need of alteration. For Column 3, include the estimated completion date for the changes or activities.
2. It is possible to attain compliance with Title IX and no longer need "corrective" action. However, the KHSAA strongly encourages compliant schools to identify items for improvement (Column 1), activities to accomplish the improvement (Column 2) and a timetable for completion (Column 3) that will strengthen the athletic program.
3. You may copy this form as needed. Please attach corrective action plans along with audit forms and submit by April 15, 2006.

COLUMN 1	COLUMN 2	COLUMN 3
ITEM FOR CORRECTION/ IMPROVEMENT	SUGGESTED CHANGE/ ACTIVITIES	TIME TABLE FOR CORRECTIVE ACTION/ COMPLETION
Female sports Locker Room Space	Committee will continue to search for construction funds and grants to allow for construction of additional space.	Continued development 2006-07
Develop Written policy for purchase of athletic uniforms	Policy for 5 year uniform purchase rotation was implemented during the 2001-2002 school year	Ongoing
Coaches Stipends	Stipends in similar sports were equalized	Ongoing
Softball Facility	Dugouts added in 2001. Press box construction completed in 2003. On going efforts to raise funds for on campus facility.	Dugouts added in 2001. Press box construction completed in 2003. On going efforts to raise funds for on campus facility.
Weight Room schedule	Weight room times were assigned to sports upon request.	Official duty of strength and conditioning coach beginning in February 2003. Ongoing
Policy for display of awards and trophies	Written policy in place	Ongoing
Improve administrative oversight of athletic budgets and expenditures	Booster groups informed of financial reporting responsibilities. Booster club handbook developed and distributed.	Ongoing
Coaching experience for female sports	Continue to seek experienced candidates for girl's assistant and head coaching positions.	Ongoing as vacancies occur

**Principal's Signature:** 

**Date:** 04/07/06



2005-2006 INTERSCHOLASTIC ATHLETICS SURVEY Summary of Student Responses

KHSAA Form T63 Rev. 9/05

School Name: Rowan County Senior High School
School Enrollment: 942 (SHOULD AGREE WITH FORM T-1)
Date: 3/23/06
Completed By: Ron Gruber

Instructions:

- 1. Summarize the Student Athletics Interest Surveys Form T-61 by listing the total number of responses on the line next to each sport.
2. Under the Other Category please provide a listing of the sports as well as the number of students who are interested in participating.
3. Please sign and date this Summary Form (T-63) and mail this Summary Form only to the KHSAA by April 15, 2006. Do not mail the student surveys (Form T-61). However, these Forms should be maintained in your files in the event they are requested subsequently.

1000 Number of Surveys
942 Total Returned (A minimum of 80% return is expected)
8-11 Grades Surveyed (Should be grades 9-11 and 8th grade if school has a feeder system)

How Was The Survey Administered? 8-11 Grade Home rooms
(e.g. was it given in all English classes, or all home rooms, or advisee/advisor?)

KHSAA Sanctioned Fall Sports (List Total Number of Participation Responses)

17 Cross Country (Girls)
18 Cross Country (Boys)
172 Football (Boys)
13 Golf (Girls)
28 Golf (Boys)
83 Soccer (Girls)
53 Soccer (Boys)
167 Volleyball (Girls)

**Winter Sport** (*List Total Number of Participation Responses*)

<u>99</u>	Basketball (Girls)
<u>122</u>	Basketball (Boys)
<u>75</u>	Indoor Track (Girls)
<u>75</u>	Indoor Track (Boys)
<u>87</u>	Swimming & Diving (Girls)
<u>19</u>	Swimming & Diving (Boys)
<u>65</u>	Wrestling (Boys)

**Spring Sport** (*List Total Number of Participation Responses*)

<u>106</u>	Baseball (Boys)
<u>97</u>	Fast Pitch Softball (Girls)
<u>67</u>	Slow Pitch Softball (Girls)
<u>82</u>	Tennis (Girls)
<u>39</u>	Tennis (Boys)
<u>52</u>	Track (Girls)
<u>52</u>	Track (Boys)

**Non-KHSAA Sanctioned Sports** (*From Student Survey T-61 Question 10*)

<u>148</u>	Archery
<u>42</u>	Field Hockey
<u>120</u>	Bowling
<u>3</u>	Boys' Gymnastics
<u>85</u>	Girls' Gymnastics
<u>105</u>	Ice Hockey
<u>50</u>	Boys' Lacrosse
<u>54</u>	Girls' Lacrosse
<u>82</u>	Rifle
<u>120</u>	Rodeo
<u>43</u>	Boys' Volleyball
<u>50</u>	Water Polo
<u>74</u>	Weightlifting

**Number of Students who participate in Intramural Sports**  
(*From Student Survey T-61 Question 5*)

<b>Sport</b>	<b>Number</b>
Swimming	10
Soccer	15
Basketball	10
Football	12
Cheerleading	6
Wrestling	10

**List Intramural Sports students are interested in adding:**

*(From Student Survey T-61 Question 6)*

<u>Sport</u>	<u>Number</u>
Swimming	10
Soccer	15
Basketball	10
Football	12
Cheerleading	6

**Participation in Non-School Sports Activities**

*(From Student Survey T-61 Question 7)*

<u>Sport</u>	<u>Number</u>
Club Volleyball	4
Motocross	2
Baseball	6
Horse back Riding	2
Hiking	4
Swimming	12

**Reasons for not participating in interscholastic athletics**

*(From Survey Question 8)*


- 49 I prefer other activities such as band, chorus, etc.
- 136 I don't have time
- 39 The practice schedules and game times are inconvenient
- 53 The sport I like isn't offered
- 28 It's too expensive
- 12 I prefer to participate in club or intramural sports
- 59 Working
- 80 Other:  
Transportation

Student Suggestions to encourage participation

Decrease Cost, More convenient scheduling, Provide Transportation, advertisement, more Pep  
Rallies,

Principal's Signature

Date



04/07/06